

# mCAR Universal Media Interface (UMI)

The Universal Media Interface (UMI) functions as 4 in 1 device and it is designed to provide USB portable media interconnect to the car.

1. It supports mass storage class devices (MSC) as flash drives and portable hard drives, connect most commercially available media players as Zoom, SanDisk, Sansa, authenticate iPod, iPhone via iAP and navigate them through the head unit (HU) interface.

2. UMI is equipped with second generation Bluetooth interface for hands free support.

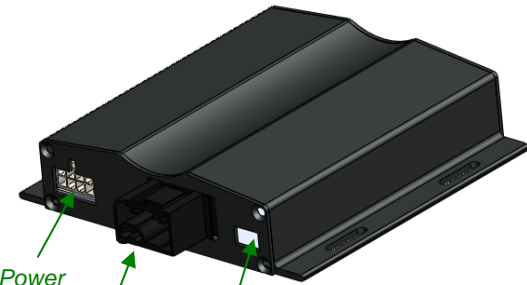
3. UMI provides hands free operation and A2BP media streaming of up to 8 Bluetooth-ready media devices.

4. Text to speech feature navigates throughout the menus and informs upon incoming calls.

2.5mm Microphone Jack



USB Host Interface



Power

Configuration switch

MOST 2+4 FO Connector

## Quick Start Guide



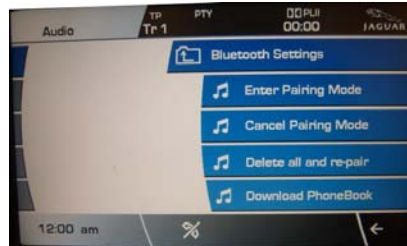
'USB' and 'IPOD' is made available by choosing the menu option 'Portable audio'



'When USB or IPOD are not present the UMI will default to 'Bluetooth' mode. Press and hold >> to enable the Bluetooth and follow instructions to connect to 'Bluetooth device.'

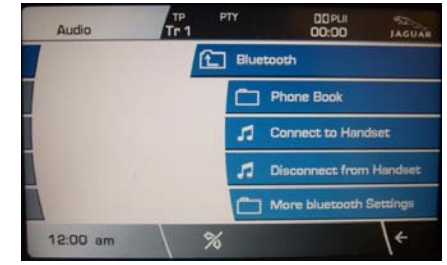


Then select 'Delete all and re-pair' button in order the Phone to pair with the UMI module

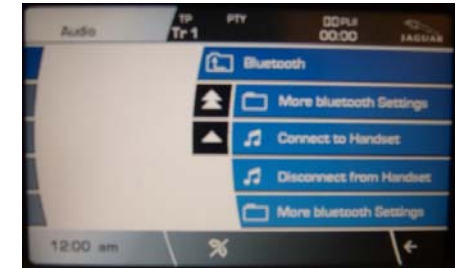


To connect to a Bluetooth device select the 'Folder' button

If phone is connected via Bluetooth to the UMI unit following menu will be displayed



By selecting 'More Bluetooth Settings' the Phone book can be downloaded



Note that not all the phones are supporting phone book download please refer to your phone manual or the support for the latest phone firmware.

**NOTE:** Before connecting the UMI unit verify that the Portable Audio system tab is enabled

UMI

Universal Media Interface