


Mercedes USB Media Interface

DIP Switch Settings - Device Configuration Modes

Find the configuration switch on the rear right side of the panel by the MOST optical plug.

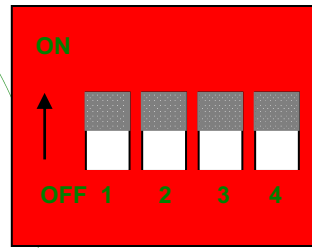


Unplug the device and configure the settings when the unit is not powered. Then reconnect and power the unit.

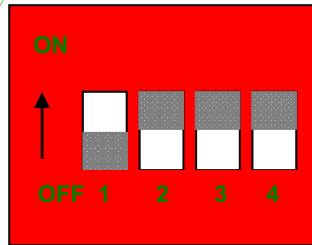
Switch	Mode	Description
	Media Only	USB and Wireless Media with no Phone installed
	Full Featured	USB and Wireless Media with full Phone support
	Wireless Only	Wireless Media, Phone support and USB charging
	Phone Only	Wireless Phone Support with CDC installed

The table above shows the configuration option applicable to the available hardware

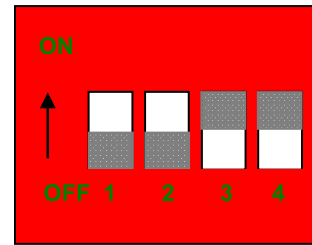
- USB Media Player and iPod/iPhone iAP interface
- (A2DP) BT Audio Streaming and Media Controls
- USB Accessory Charging



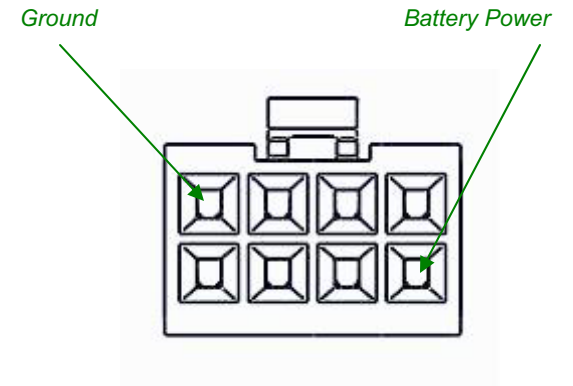
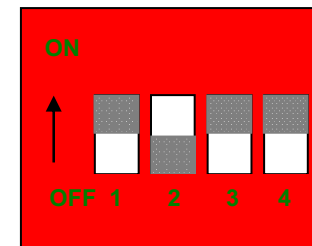
- USB Media Player and iPod/iPhone iAP interface
- (A2DP) BT Audio Streaming and Media Controls
- Phone Menu Support and Phone Book Download



- (A2DP) BT Audio Streaming and Media Controls
- Phone Menu Support and Phone Book Download
- USB Accessory Charging



- Phone Menu Support and Phone Book Download
- USB Accessory Charging



MOST 4+2 FOT Connector Plug pinout is shown below looking from the rear side.

